



0324CH08

Have you ever received a letter? If you haven't, see what this child decides to do!


What's in the Mailbox?

Most always, when the postman comes
With letters, two or three,
They're for my Mother or my Dad
But never one for me.

I'm going to *write* some letters, though,
That's what I'm going to do,
And then my friends will answer me
And *I'll* get letters too!

New words

letters, always, never,
though



Reading is fun



1. Who does the postman bring letters for?
2. Does the child ever get a letter?
3. What does the child decide to do?

Talk time



1. Have you written letters?
2. Who have you written to?
3. Who would you like to write to today? Why?

Read this letter carefully

Devu has written a letter to his grandfather thanking him for a birthday gift.

*H.No. 1792, Darya Ganj
New Delhi 110 007*

25 January 2006

Dear Grandfather

*Thank you for the beautiful book of Panchatantra stories.
You will be happy to know that I read one story every day.*

With love

Devu


Let's write



Now write a letter to your friend, telling her about your school.
You can use some of these words:

classrooms children bell blackboard teacher building

Paper fun



Activity: Let's make an envelope and post our letter too!

1. Take a square piece of paper.
2. Fold all the four corners to make folds.
3. Fold two corners and paste them with a little glue.
4. Fold the third corner and paste it with glue.
5. Leave the fourth corner open.



Write the address neatly on the envelope and fix the stamp on the right corner.

Put the letter inside it. Now seal the fourth corner as well.
Your letter is ready to be posted to your friend.

Word building



Here are some people who help us.

Let's try matching A with B.



A

B

1. A postman

drives a motor vehicle

2. A cobbler

teaches in a school

3. A librarian

looks after patients

4. A driver

writes plays

5. A dramatist

travels in a space craft

6. A teacher

makes people laugh

7. A nurse

mends our shoes

8. A musician

plays musical instruments

9. An astronaut

works in a library

10. A clown

brings our letters



MY SILLY SISTER



Mother, your baby is silly! She is so very childish!
She does not know the difference between the lights in the streets and the bright stars.

When we play with pebbles, she thinks they are real food.
She even tries to put them into her mouth.

When I open a book before her and ask her to learn her *a b c*,
she tears the pages with her hands and roars with joy at nothing.
This is your baby's way of doing her lessons!





When I shake my head at her in anger and scold her, or call her naughty, she laughs and thinks it great fun.

Everybody knows that Father is away, but sometimes I call out "Father" playfully. She looks quickly about her in excitement and thinks that Father is near.

Sometimes I hold a class with the donkeys that our washerman brings to carry away the dirty clothes. I warn her that I am the schoolmaster and that she better not make any noise. Only then she keeps quiet. I insist that she should call me "dada".

Your baby wants to catch the moon. She is really funny.

Mother, your baby is silly. She is so very childish!

Rabindranath Tagore

New words

childish, pebble, donkey, dirty, anger, excitement, playful, naughty, washerman

Reading is fun



1. What does the baby do with the pebbles?
2. What does the baby do with the book?
3. When does the baby laugh?
4. Why does the washerman bring donkeys?

Talk time



1. What is the funniest thing the baby does?
2. Do you think the baby sister is really silly? Why?




Let's move and dance

Hands are for clapping,



Feet are for walking,

Hips are for shaking,



Arms are for stretching,



Eyes are for blinking,



Heads are for nodding,

Elbows are for moving,



Mouths are for talking.



(You can make similar verses of your own.)

Word building



1. Fill in the blanks to spell words from the story.

s i ____ ____ y

p e ____ ____ l ____ s

s t r ____ e t s

s ____ o l d

l e ____ ____ o n s

n ____ u ____ h t y

e x c ____ t ____ m ____ n t

d ____ n k ____ y

2. Write similar words from the story:

Foolish _____

Stones _____

Mischievous _____

Fetch _____

3. Fill in the blanks with words from the box

children they bell

The _____ are playing in the field. _____ are happy.

_____ are playing 'catch-me-if-you-can.'

The _____ has rung. It is time for lessons.



4. Fill in the blanks

- i. One child, many _____ .
- ii. One fox, many _____ .
- iii. One duck, many _____ .
- iv. One goose, many _____ .

5. Add 'ful' to make a word.

- a. The children are _____. (play)
- b. The flowers are _____. (beauty)
- c. The books are _____. (use)
- d. The vegetables are _____. (plenty)

6. Add 'ly' to make a word

- a. The new shoes are _____. (love)
- b. He is _____ smart. (real)
- c. We should eat _____. (slow)
- d. Let us sing _____. (soft)

7. Add 'ish' to make a new word.

- a. That girl is always crying. She is _____. (child)
- b. I slipped on a banana peel. I feel _____. (fool)
- c. My sister is _____. (baby)



Let's write



Write five sentences on how you help at home.

I help mother _____

I help father _____

I also help my brother in _____

I also help my sister with _____

I do _____ in the house.



Say aloud



donkey

sister

monkey

mother

turkey

father

I'm a popcorn

Put me in a pan

Shake me and shake me

As fast as you can

And I'll pop!



Themes

- Communication and Letter Writing
- Games and Play

SUGGESTIONS FOR CLASSROOM TEACHING

- Read the poem with proper stress and intonation. Help the children to recite the poem with you with appropriate actions.
- Let them also read and enjoy the poem silently.
- Encourage children to guess the meanings of difficult words, before you explain.
- Ask the children to bring one inland letter each. Show them on the blackboard where to write the date, address etc. using the new format, where the address, date, and the name of the letter writer are aligned on the left hand margin. Ask them to write a letter with a proper beginning and ending. This can also be done in pairs.
- If it is possible, arrange a visit to the local post office.
- Children can also make greeting cards with colourful drawings. Encourage them to fold paper in different ways to make cards, e.g. a card with a border, a card opening in the middle, a card folded into four and so on.
- Discuss the different forms of communication like telephone, telegram, email etc. with advantages and disadvantages of each.
- You should enjoy telling the story. The teacher does not tell it merely to inform, enlighten or amuse but because it is something so good, so delightful. You must remember that to be friends with your story you must grasp it, feel it, and share it with the children.
- Let children talk about their brothers, sisters, cousins etc. Bring out the concept of caring and sharing, and emotional bonding within families.

